


Concept Map Organizer:
How Did Americans Change their Lives to Support the War Effort?
Teaching With Documents
by Peter Pappas www.edteck.com/dbq


Change 1:

What proof of this change did you find in the documents? (include document number)




Change 2:

What proof of this change did you find in the documents? (include document number)



Change 3:

What proof of this change did you find in the documents? (include document number)



Step 4: *How did Americans change their lives to support the war effort?*
Write a summary statement here:

Writing a Letter:
How Did Americans Change their Lives to Support the War Effort?
Teaching With Documents
by Peter Pappas www.edteck.com/dbq

Directions: Assume that you are a teenager living during WWII. You have a brother fighting overseas in the war. Write him a letter that describes your life and how it is effected by the war. Refer to the information in the documents as if you had seen these posters or talked to the people who are quoted. As you write about life on the homefront be sure to include information on:

- Life at home, school, your part-time job, volunteer activities you are doing.
- Homefront activities going on in your community.
- Your feelings about the war.
- How you feel about your contribution to the war effort.

To my dear brother,

I hope all goes well for you, I want to tell you about life on the "homefront."

Designing a Poster: *How Did Americans Change their Lives to Support the War Effort?*

Teaching With Documents

by Peter Pappas www.edteck.com/dbq

Directions: Design a poster that illustrates the sacrifices and concerns of Americans on the homefront during World War II. Remember these design elements when completing this assignment.

Layout

Headings help readers find key sections.

Use white space creatively to define flow of information.

Colors

Use a light color background and dark letters for contrast.

Overly bright colors will attract attention, but wear out readers' eyes.

Graphics and Text

Graphics should be simple and clean.

Use photos that help deliver your message.

Lettering should vary in size - large for headings, small for captions and labels.

Balance the placement of text and graphics.

Edit and Evaluate

Edit! Edit! Edit! to reduce text. If it's not relevant to your message, remove it!

Have classmates comment on drafts.

Evaluate your work - Is your main message obvious?

The Question Today:
How Did Americans Change their Lives to Support the War Effort?

Teaching With Documents
by Peter Pappas www.edteck.com/dbq

Directions: America is currently fighting a war against global terrorism. How has that impacted your life? How does it compare with the impact WWII had on the homefront in the 1940's? Think about "How Did Americans Change their Lives to Support the War Effort?" in the WWII era and today. Use the organizer below to identify similarities and differences in response to the question .

